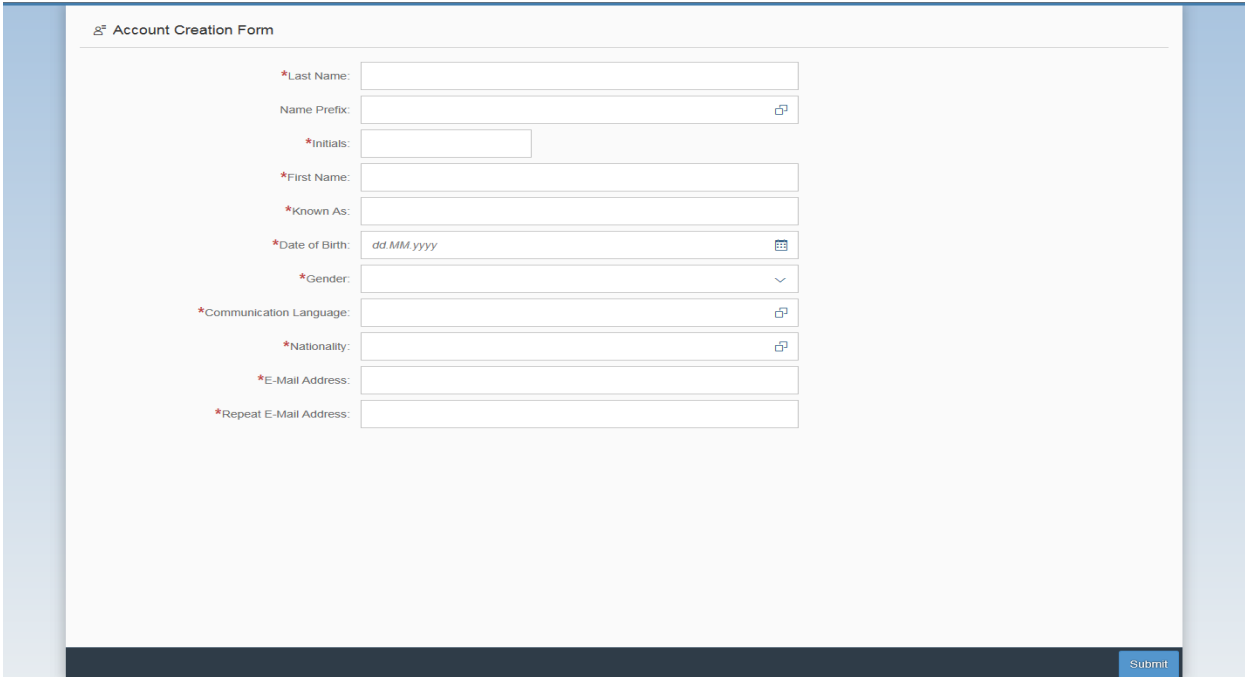


Student Manual: How to create an account via sis.saxion.nl/account

In order to be able to make an account, you will first need a user ID and a password. You can apply for the login details via sis.saxion.nl/account. (Make sure that this does not include 'www.')

NOTE: If you have registered before with Saxion University, you do NOT need to apply for a new user ID. You must use your old user ID, which is your student number. If you have lost your password, you can apply for a new password by clicking on 'forgot password' at account.saxion.nl. If you do not know your user ID anymore, please contact Saxion University of Applied Sciences.



Account Creation Form

*Last Name:

Name Prefix:

*Initials:

*First Name:

*Known As:

*Date of Birth:

*Gender:

*Communication Language:

*Nationality:


*E-Mail Address:

*Repeat E-Mail Address:

Submit

After you have applied for a user ID and a password, which are your login details, you will receive an e-mail at the e-mail address that you have used during your application with the login details for your account (remember to check your junk folder!).

After you have logged in via sis.saxion.nl, you will see the application portal:



1) Click on the first tile ('New Application'), and you will see the screen below.

Application Form

If you want to apply for a bachelor, associate degree or master programme (other than MA/MBA) please apply via <http://www.studielink.nl>.

APPLICATION DETAILS CORRESPONDENCE ADDRESS

*Programme Type:

*Programme of Study: 01 - Kies op maat minor

*Academic Year: 02 - MA (Management) / MBA (Master in Business Administration)

*Academic Session: 03 - Saxon Next

*Location: 04 - Exchange programme (only for international students)

Full-time/Part-time: 05 - OKP (only for international students)

06 - Preparatory Programme (only for international students)

07 - Short Course

08 - NT2 Course

09 - MBO doorstroom

CORRESPONDENCE

*Street:

*Number:

*Postal Code:

*City:


*Country:


- 1) After you select the type of programme, the available study programmes will be shown. Please select the correct study programme.
- 2) Fill in your personal details under 'Correspondence' and click on the 'Apply' button (in the bottom right-hand corner).


Application Form 


If you want to apply for a bachelor, associate degree or master programme (other than MA/MBA) please apply via <http://www.studielink.nl>.


APPLICATION DETAILS CORRESPONDENCE ADDRESS


*Programme Type: 06 - Preparatory Programme (only for int) 

*Programme of Study: Preparatory Short Track (ZPREP-PST) 

*Academic Year: 2019/2020 

*Academic Session: Prep Short Track 

*Location: DEVENTER 

Main Programme after Prep: 

CORRESPONDENCE

*Street:

*Number:

*Postal Code:

*City:

*Country:

- Civil Engineering SDP
- Creative Media and Game Technologies
- Electrical & Electronic Engineering
- Facility and Real Estate Management
- Finance & Control - Intern. Fin & Ac SDP
- Hospitality Management
- Hospitality Management SDP
- Human Resource Management SDP
- International Class Physiotherapy
- International Human Resource Management
- Marketing SDP
- Master Business Administration
- Master in Management

Apply

After you have clicked on the 'Apply' button, the following screen will appear. Fill in the required fields, clicking to confirm each, and continue your application by clicking on the 'Confirm Application' button in the bottom right-hand corner.

Preparatory Short Track

Programme of Study - Preparatory Short Track

Personal Data

Personal Data

First Name:

Initials:

Name Prefix:

Known As:

Last Name:

Date of Birth:

Place of Birth:

Country of Birth:

Nationality:

Second Nationality:

Contact details

Country for telephone number:

Cell Phone Number:

Save

The correspondence address that you have filled in will appear here. You are obliged to fill in emergency details and your current Living Address. Continue with your application by clicking on the 'Confirm Application' button in the bottom right-hand corner.

Preparatory Short Track ▼

Programme of Study - Preparatory Short Track

Personal Data	Addresses
Address	
Previous Education	
Upload documents	
Confirm application	

Correspondence Address

Street:

House number:

Postal code:

City:

Country:

Emergency Address

*Street:

*House number:

*Postal code:

*City:

*Country:

Living Address

*Street:

*House number:

*Postal code:

*City:

*Country:

SaveConfirm Application

Fill in the details of your previous education and continue by clicking on the 'Confirm Application' button in the bottom right-hand corner.

Preparatory Short Track ▼

Programme of Study - Preparatory Short Track

Personal Data	<p style="text-align: center;">Previous Education</p> <p style="text-align: center;">Please select the highest previous education relevant for this application.</p> <p>*Previous education from the Netherlands or a foreign country?: Foreign country i</p> <p style="margin-left: 20px;">Country: Netherlands</p> <p style="margin-left: 20px;">Previous Education: Foreign country</p> <p style="margin-left: 20px;">Educational Institution: </p> <p>*(Expected) Graduation Date: Enter date 📅</p> <p>*Degree or Qualification Earned: <input type="radio"/> Academic qualification was earned</p> <p style="margin-left: 20px;"><input checked="" type="radio"/> Academic qualification is being pursued</p>
Address	
Previous Education	
Upload documents	
Confirm application	

Save Confirm Application

Upload the required documents and continue by clicking on the 'Confirm Application' button in the bottom right-hand corner.

Preparatory Short Track ▼

Programme of Study - Preparatory Short Track

Personal Data	<p>Upload Documents</p> <p>Diploma: + Upload Document</p> <p>Transcript: + Upload Document</p> <p>Copy Passport or ID-card: + Upload Document</p> <p>Language test: + Upload Document</p> <p>Diploma translation: + Upload Document</p> <p>Transcript translation: + Upload Document</p>
Address	
Previous Education	
Upload documents	
Confirm application	

Save [Confirm Application](#)

Answer the additional questions and agree with the Tuition Fee Regulations and the Saxion General Terms and Conditions. By clicking on the 'Confirm Application' button, you will have completed all the steps in the portal and submitted your application.

Preparatory Short Track ▼

Programme of Study - Preparatory Short Track

Personal Data	Additional information Which source or event was most important in your choice for Saxion?: <input type="text" value=""/> What is the main reason why you chose Saxion?: <input type="text" value=""/> Is Saxion your first choice?: <input type="text" value=""/> *Have you studied in the Netherlands before?: <input type="text" value=""/> *I have a healthcare insurance policy that will cover me during my study at Saxion, University of Applied Sciences: <input type="text" value=""/> *Are you applying via a recruitment agent or partner institution?: <input type="checkbox"/> No <input type="checkbox"/> Yes, through a recruitment agency <input type="checkbox"/> Yes, through a partner institution *I hereby give Saxion University of Applied Sciences permission to inform the IND about my study progress and to act on my behalf.: <input type="checkbox"/> Yes *I agree to the Saxion General Terms and Conditions: <input type="checkbox"/> Yes
Address	
Previous Education	
Upload documents	
Confirm application	

[Save](#) [Confirm Application](#) i